




FAIRTREE

Monthly Report

Above & Beyond Investing





Index Activity

2022/04/30

LOCAL

JSE All Share	<i>Local Equity Market</i>
SWIX	<i>Local Equity Market - Capped</i>
SAPY	<i>Property</i>
ALBI	<i>Bonds</i>
STEFI	<i>Cash</i>

MONTHLY

- 3.66
- 3.95
- 1.41
- 1.67
0.36

PERFORMANCE

YTD

0.04
2.50
- 2.66
0.15
1.40

GLOBAL

MSCI World (ZAR)	<i>Local Equity Market</i>
MSCI World (\$)	<i>Local Equity Market - Capped</i>
Shanghai (ZAR)	<i>China Index</i>
FTSE 100 (ZAR)	<i>Top 100 on London Stock Exchange</i>
SP 500 (ZAR)	<i>Top 500 US Companies</i>
MSCI (EM - ZAR)	<i>BRICS Countries</i>

MONTHLY

- 0.75
- 8.25
- 2.34
3.99
- 1.20
1.36

YTD

- 13.82
- 13.14
- 19.73
- 4.78
- 13.70
- 19.11



Asset Class Returns

2022/04/30

	1 MONTH	3 MONTHS	YTD	1 YEAR	3 YEARS	5 YEARS
BEST	Cash 0.36	Resources 9.32	Resources 13.29	Financial 37.78	Resources 26.46	Resources 25.38
	Property -1.46	Financial 8.75	Financial 12.49	Resources 22.77	Equities 11.26	Equities 9.78
	Bonds -1.67	Cash 1.05	Cash 1.40	Equities 13.17	Bonds 7.56	Bonds 8.25
	Industrial -1.73	Property -0.17	Bonds 0.15	Property 11.58	Cash 5.15	Financial 6.32
	Equities -3.66	Bonds -0.69	Equities 0.04	Bonds 8.43	Industrial 4.78	Cash 6.03
	Resources -4.82	Equities -0.81	Property -3.04	Cash 4.01	Financial 2.75	Industrial 3.47
WORST	Financial -6.40	Industrial -12.93	Industrial -14.61	Industrial -3.25	Property -5.81	Property -6.24



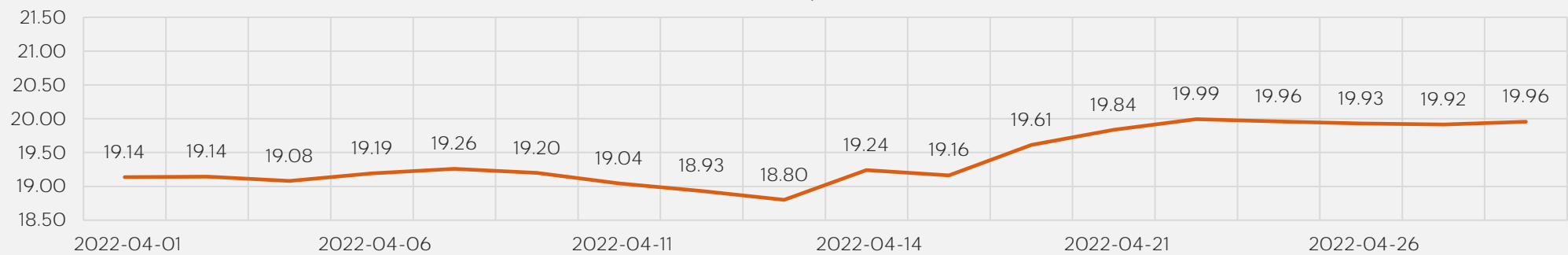
Currency Comparisons

2022/04/30

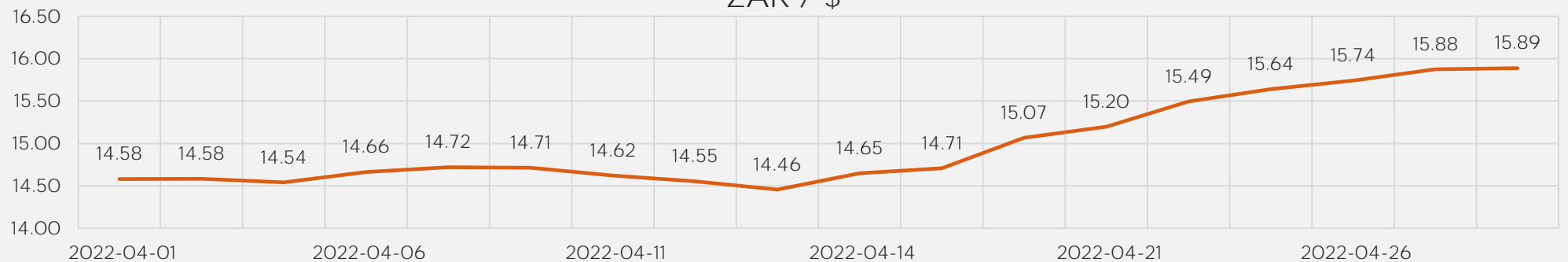
ZAR / €



ZAR / £



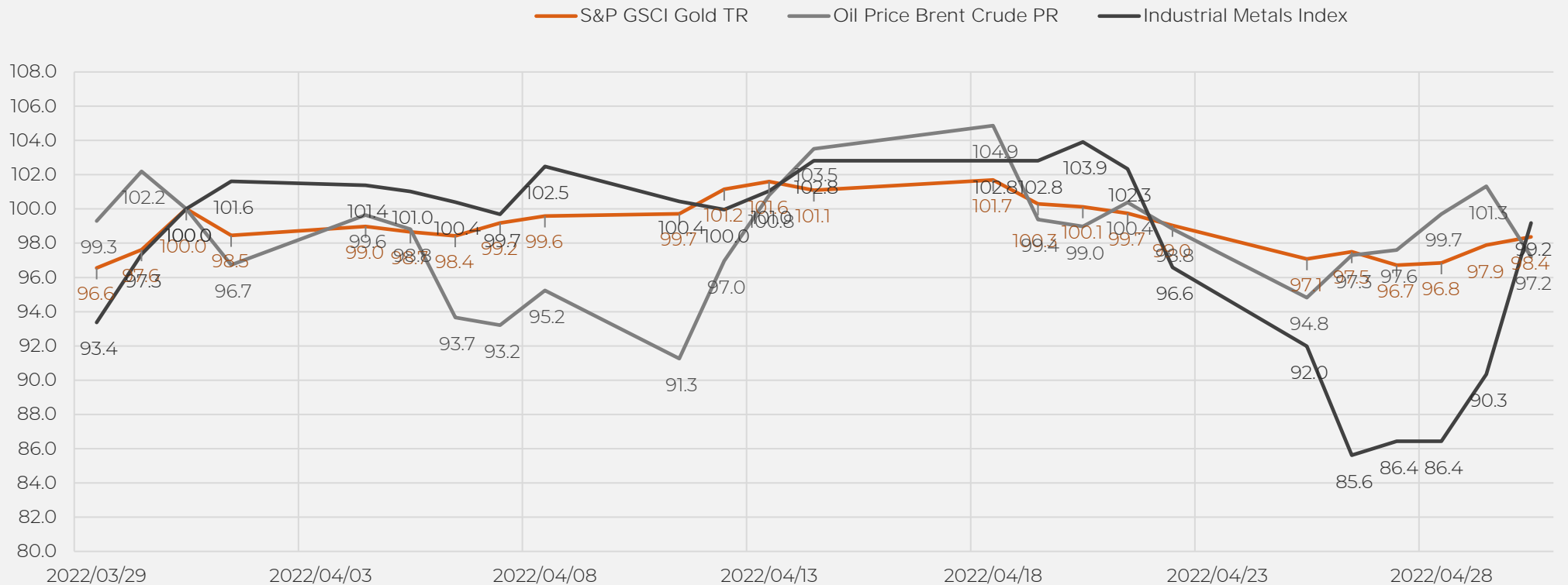
ZAR / \$





Commodity Tracker

2022/04/30



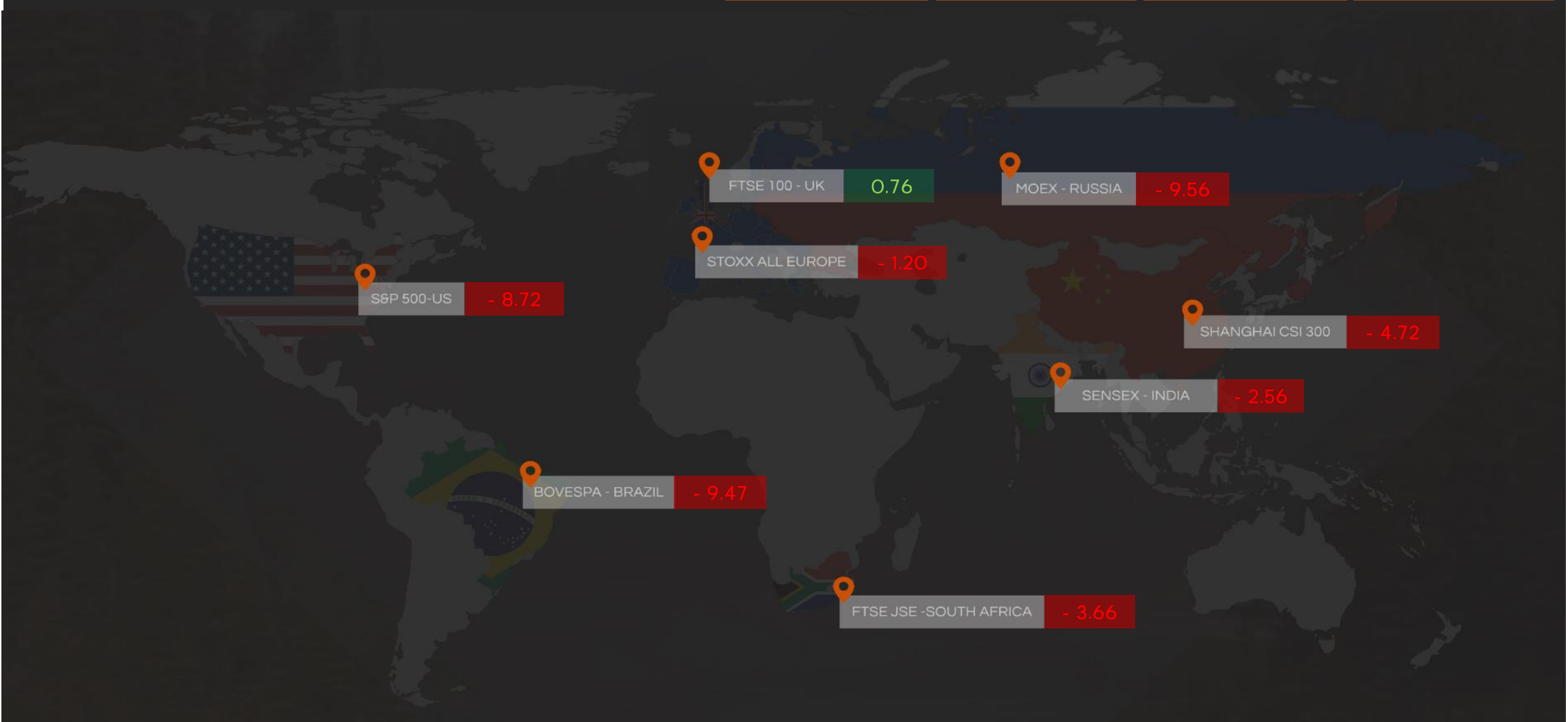
Commodity prices have come down from recent highs in the first part of 2022. Gold was up by almost 4% for April and oil prices are still causing pressure on the South African economy.



What is going on across the globe

2022/04/30

- SOUTH AFRICA
- AMERICA
- EUROPE
- ASIA





What is going on across the globe

2022/04/30



SOUTH AFRICA

AMERICA

EUROPE

ASIA

Economic Climate



FOG/HAZEY



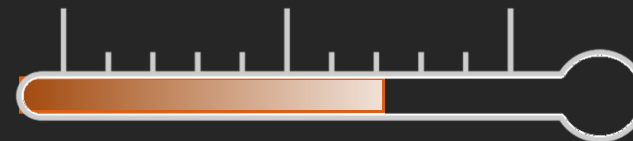
MOSTLY CLOUDY/PART SUN

Political Temperature

MILD

MODERATE

GETTING HEATED



News Headlines

The economic growth outlook in SA deteriorated due to ongoing loadshedding. SA household still faces increasing food and fuel prices. The ZAR continues to depreciate against the USD.



What is going on across the globe

2022/04/30



- SOUTH AFRICA
- AMERICA
- EUROPE
- ASIA

Economic Climate

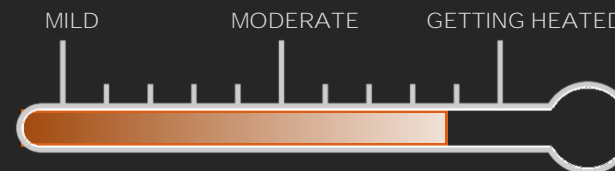


FOG/HAZEY



MOSTLY SUN/PART CLOUDY

Political Temperature



News Headlines

US core inflation reached 6.5% during April.
 Markets expect a 0.50% rate increase for the next three meetings.
 US real income growth remains negative.



What is going on across the globe

2022/04/30



- SOUTH AFRICA
- AMERICA
- EUROPE
- ASIA

Economic Climate

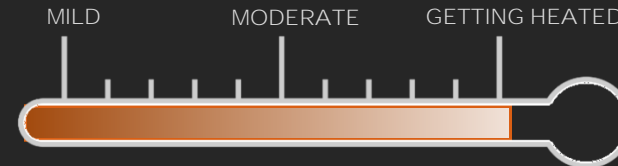


STORMS



FOG/HAZEY

Political Temperature



News Headlines

Europe remains a significant risk to global growth.
 European countries are aiming to reduce energy dependence on Russia.
 The ECB indicated that interest rate hikes will be gradual.



What is going on across the globe

2022/04/30



SOUTH AFRICA

AMERICA

EUROPE

ASIA

Economic Climate

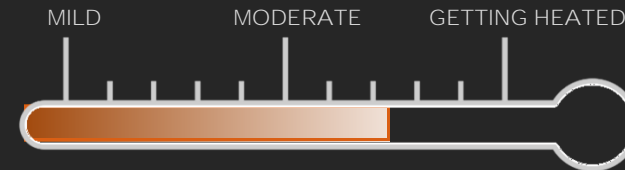


CHANCE RAIN



FOG/HAZEY

Political Temperature



News Headlines

Lockdown measures places pressure on consumer demand.
Renewed supply bottlenecks emerge due to lockdowns.
Chinese authorities are committed to ease policy measures.



What is going on across the globe

2022/04/30

Geo-Economic Climate



CHANCE RAIN

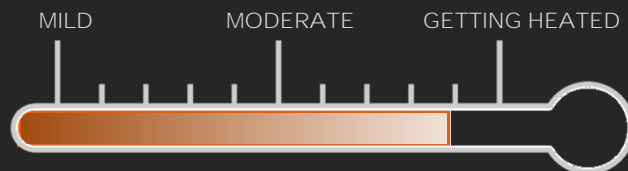


FOG/HAZEY

Outlook

Economic conditions have tightened throughout the month of April. The cost of living has risen throughout the world and policy and geopolitical risks are high. The earnings growth outlook has deteriorated but remain positive heading into the second quarter of 2022. Rising bond yields, energy prices and supply disruptions will keep volatility elevated.

Geo -Political Temperature





Fairtree Funds

2022/04/30

LONG ONLY

PORTFOLIOS

HEDGE FUNDS

COMBINATIONS

FUND NAME	1 MONTH	YTD	1 YEAR	3 YEARS	5 YEARS
Growth Funds					
Fairtree Equity Prescient A1	-1.91	5.44	10.07	17.85	13.64
Fairtree Select Equity Prescient A1	0.64	12.47	21.85	17.68	-N/A
Fairtree Balanced Prescient A1	-0.35	0.72	6.52	14.67	11.79
Multi - Managed Funds					
Fairtree Invest Strategic Fac Prscnt A1	-1.04	-0.08	11.36	-N/A	-N/A
Fairtree Flex Balanced Prescient A1	-1.28	-0.87	9.17	5.00	6.00
Fairtree WW MultiStrat Flex Prescient A1	-0.90	-5.42	2.06	5.66	-N/A
Global Funds					
Fairtree Glb RE Prescient Feeder Fd A1	5.98	-5.86	15.27	9.11	9.81
Fairtree Global Emerging Mkts Prscnt A1	4.19	-13.84	-14.65	-N/A	-N/A
Fairtree Global Equity Prescient A1	0.68	-13.10	4.99	14.14	12.90
Income Funds					
Fairtree Flex Income Plus Prescient A1	0.31	1.54	5.33	6.85	8.29
Fairtree ALBI Plus Prescient A1	-2.33	-1.44	6.80	6.71	7.39
Fairtree Money Market Prescient A1	0.36	1.33	3.94	5.05	-N/A



Fairtree Funds

2022/04/30

LONG ONLY

PORTFOLIOS

HEDGE FUNDS

COMBINATIONS

FUND NAME	1 MONTH	YTD	1 YEAR	3 YEARS	5 YEARS
Pre - Retirement Portfolios					
Fairtree Stable House View	-0.66	-1.87	4.80	7.19	7.96
Fairtree Moderate House View	-0.36	-1.17	5.90	8.48	9.08
Fairtree Balanced House View	0.77	2.75	11.53	12.03	11.22
Post - Retirement Illustration					
Fairtree Post - Retirement Illustration	0.11	0.87	9.37	11.08	10.85



Fairtree Funds

2022/03/31

LONG ONLY

PORTFOLIOS

HEDGE FUNDS

COMBINATIONS

FUND NAME	1 MONTH	YTD	1 YEAR	3 YEARS	5 YEARS
SNN Qualified Hedge Fund					
Fairtree Assegai Equity Long Short	-2.58	15.70	21.14	30.77	24.29
Fairtree Wild Fig Mul Strategy	-0.95	5.57	19.70	23.65	17.40
Fairtree Woodland Mul Strategy	0.21	2.22	9.38	15.62	12.67
Retail Hedge Fund					
Fairtree Fixed Income SNN	-3.97	-3.41	14.15	6.83	7.23
Fairtree Proton RCIS	-1.43	0.44	3.70	7.04	8.29
Portfolios					
Fairtree Growth Hedge Fund of Funds	-1.39	6.50	16.70	22.15	17.30



Fairtree Funds

2022/03/31

LONG ONLY

PORTFOLIOS

HEDGE FUNDS

COMBINATIONS

We are one of the first in South Africa to blend traditional asset classes together with alternative asset classes inside a single portfolio. These portfolios give our investors an additional level of diversification, as well as greater long-term investment growth.

FUND NAME	1 MONTH	YTD	1 YEAR	3 YEARS	5 YEARS
Pre - Retirement Portfolios					
Fairtree Stable Houseview (10% HF)	-0.36	-0.51	7.00	8.96	9.12
Fairtree Moderate Houseview (10% HF)	-0.42	-0.14	7.40	10.33	10.08
Fairtree Balanced Houseview (10% HF)	1.21	2.37	11.39	13.29	12.14
Post - Retirement Portfolios					
Fairtree Post-Retirement Illustration (15% HF)	-0.77	-0.89	6.39	9.35	9.72



Market Commentary

2022/04/30

SOUTH AFRICA

The economic growth outlook in South Africa deteriorated during April, as Eskom is set to continue with loadshedding throughout the winter. Recent floods in Kwazulu-Natal led to considerable damage to infrastructure, causing renewed supply constraints. South African households are also facing accelerated interest rate hikes, together with higher food and fuel prices. During April, the South African Rand (ZAR) depreciated against the US Dollar (USD), mainly due to strong USD dynamics. The global growth backdrop has deteriorated and may impact local manufacturing and exports negatively.

AMERICA

High inflation and interest rate hikes are still the main talking points in the US. Inflationary pressures continue to prompt the Fed into taking a more aggressive stance with regards to interest rate hikes. Core inflation reached 6.5% during April, but the economy remains well supported by consumption dynamics. Markets expects the Fed to hike interest rates above 2.5% towards the end of the year, as 0.50% increases are on the table for June and July this year. The US labour market remains tight, as wages keep on increasing, but not as fast as inflation levels, causing real income growth to remain negative.

EUROPE

Europe remains the biggest risk for global economic growth, with no sign of conflict resolution between Ukraine and Russia. The ongoing war in Ukraine led to consumer confidence falling to recessionary levels, with consumer price inflation increasing past 7% and produce price inflation increasing past 35% in April 2022. Putin is threatening to cut energy supply to European countries, although European countries are aiming to reduce their energy dependence on Russia. The European Central Bank (ECB) indicated that interest rate increases will be gradual towards the third quarter of 2022.

ASIA

New surges in Covid-19 cases in China led to lockdown measures across many cities, further decreasing demand for domestic consumers. Manufacturing and export activity were also negatively impacted by the lockdown measures, placing renewed pressure on suppliers, adding to global input prices. Weaker global economic growth does not look promising for the 5.5% growth figure for the Chinese economy. Chinese authorities are committed to ease policy measures, as the economy is expected to gradually reopen following decreases in Covid-19 cases.