




FAIRTREE

Monthly Report

Above & Beyond Investing





Index Activity

2022/02/28

LOCAL

JSE All Share	<i>Local Equity Market</i>
SWIX	<i>Local Equity Market - Capped</i>
SAPY	<i>Property</i>
ALBI	<i>Bonds</i>
STEFI	<i>Cash</i>

MONTHLY

2.95
2.69
- 3.26
0.54
0.32

PERFORMANCE

YTD

3.83
5.14
- 6.02
1.40
0.66

GLOBAL

MSCI World (ZAR)	<i>Local Equity Market</i>
MSCI World (\$)	<i>Local Equity Market - Capped</i>
Shanghai (ZAR)	<i>China Index</i>
FTSE 100 (ZAR)	<i>Top 100 on London Stock Exchange</i>
SP 500 (ZAR)	<i>Top 500 US Companies</i>
MSCI (EM - ZAR)	<i>BRICS Countries</i>

MONTHLY

- 2.64
- 2.20
3.77
0.20
- 3.10
- 8.49

YTD

- 10.62
- 7.65
- 6.99
- 2.71
- 10.94
- 12.31



Asset Class Returns

2022/02/28

	1 MONTH	3 MONTHS	YTD	1 YEAR	3 YEARS	5 YEARS
BEST	Resources 16.08	Resources 26.70	Resources 20.29	Resources 35.70	Resources 30.09	Resources 27.63
	Financial 3.57	Financial 16.84	Financial 7.13	Financial 34.95	Equities 14.80	Equities 11.99
	Equities 2.95	Equities 8.82	Equities 3.83	Property 22.81	Industrial 10.27	Bonds 8.91
	Bonds 0.54	Bonds 4.12	Bonds 1.40	Equities 20.47	Bonds 8.75	Industrial 6.68
	Cash 0.32	Property 1.43	Cash 0.66	Bonds 9.02	Cash 5.32	Cash 6.13
	Property -2.96	Cash 1.00	Property -5.74	Cash 3.89	Financial 1.91	Financial 5.94
WORST	Industrial -7.43	Industrial -6.56	Industrial -9.21	Industrial 3.54	Property -6.67	Property -6.44



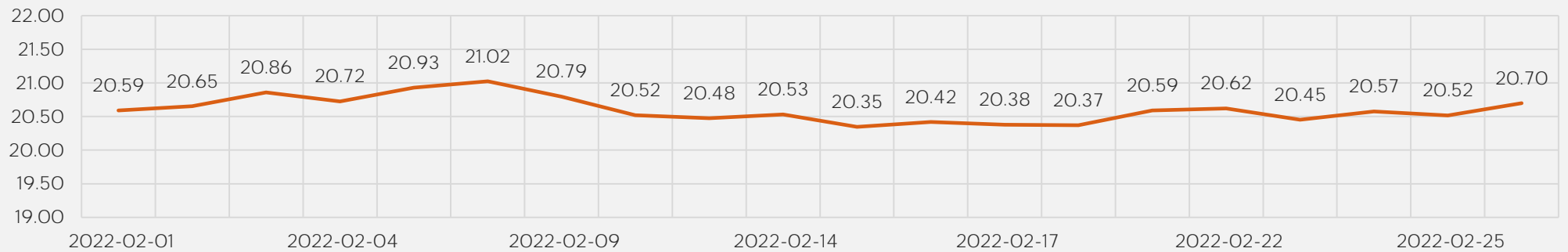
Currency Comparisons

2022/02/28

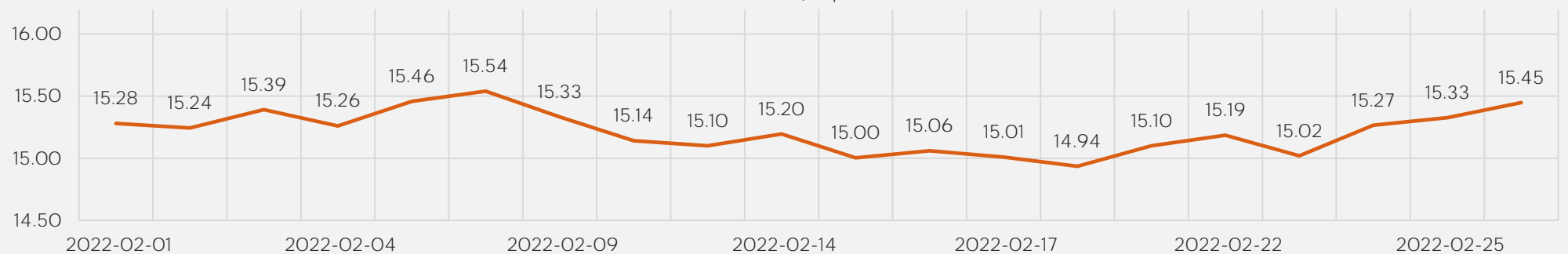
ZAR / €



ZAR / £



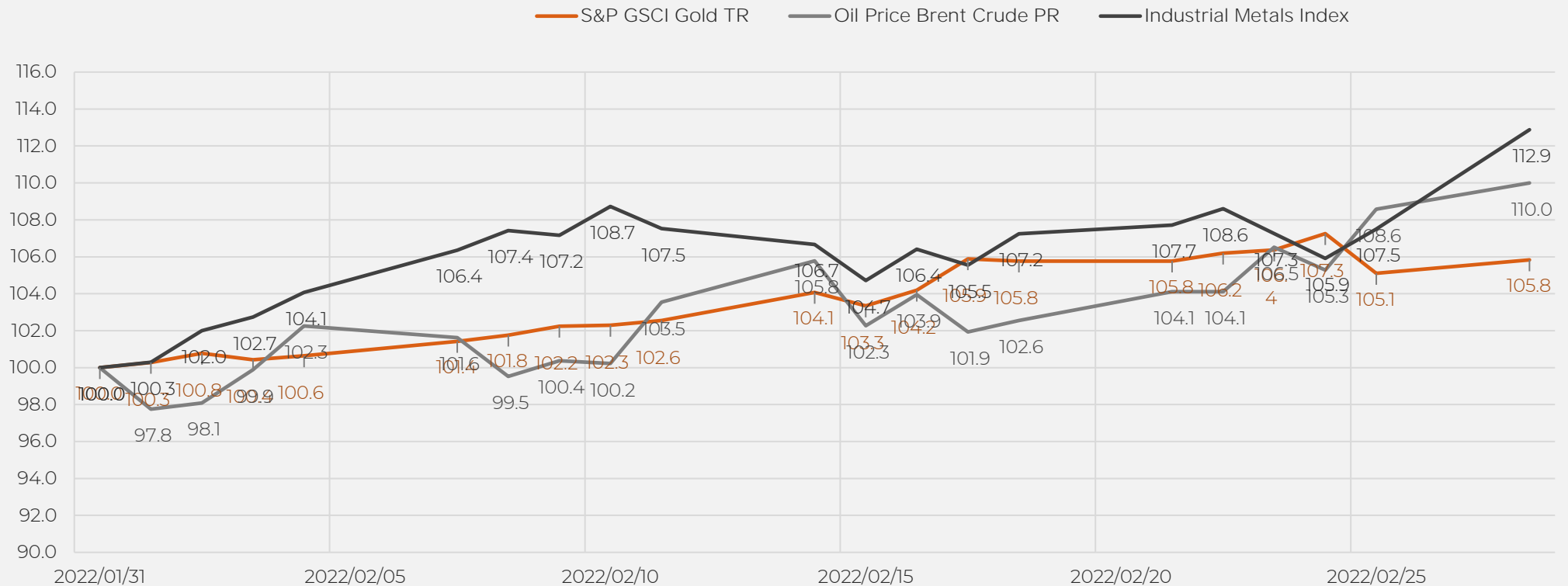
ZAR / \$





Commodity Tracker

2022/02/28



Most commodities had a strong month during February with most commodities strongly up during the month, oil +10.7%, base metals +5.8%, +6.2%, platinum +5.8% and soft commodities also increasing with double figures.



What is going on across the globe

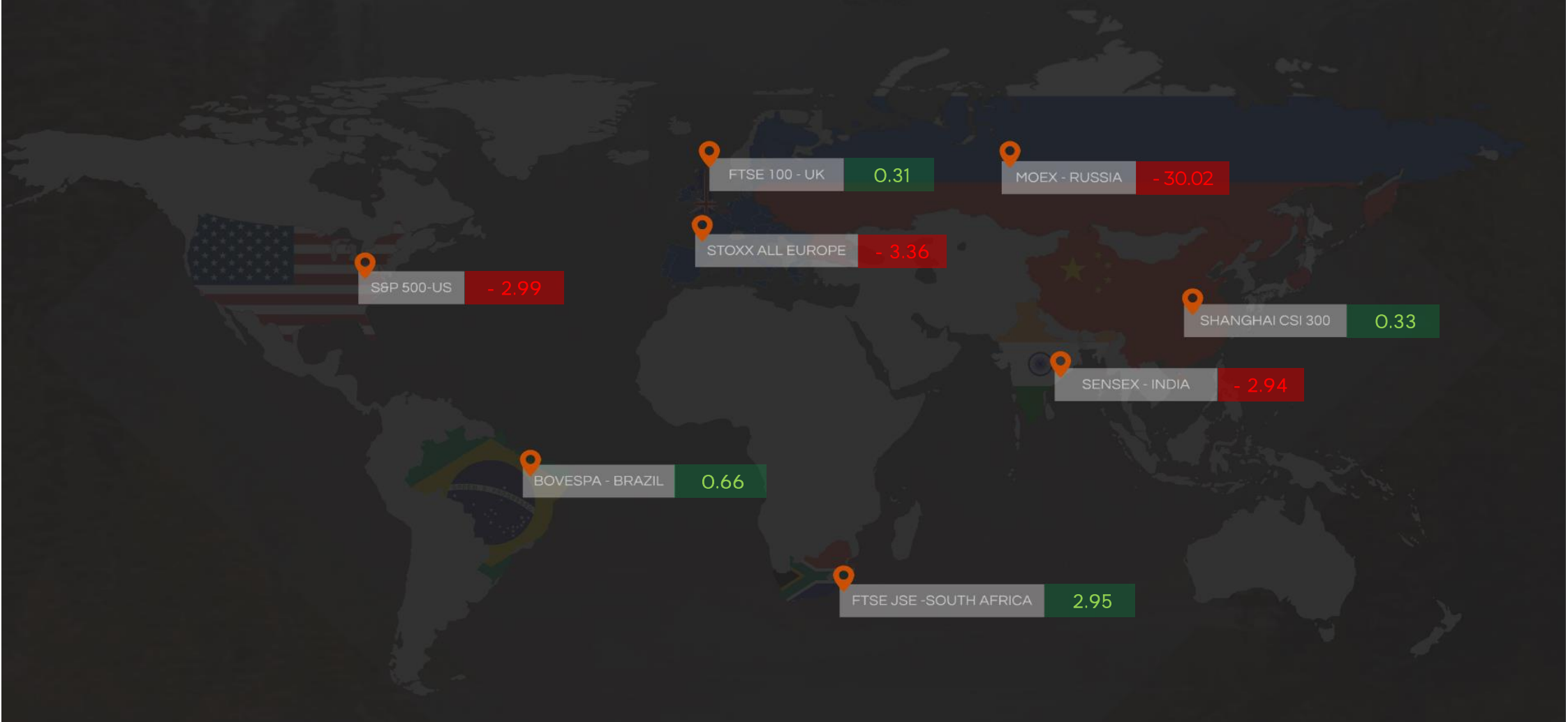
2022/02/28

SOUTH AFRICA

AMERICA

EUROPE

ASIA





What is going on across the globe

2022/02/28



SOUTH AFRICA

AMERICA

EUROPE

ASIA

Economic Climate

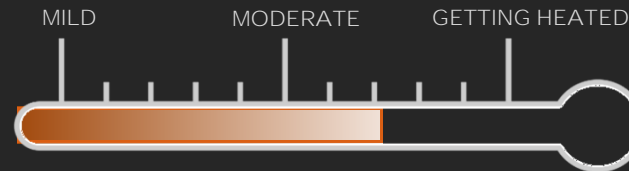


CHANCE RAIN



MOSTLY CLOUDY/PART SUN

Political Temperature



News Headlines

South African economic data came out positive for February.
 South African TOT increase due to increasing commodity prices.
 Increasing pressure on inflation continued throughout February.



What is going on across the globe

2022/02/28

- SOUTH AFRICA
- AMERICA
- EUROPE
- ASIA

Economic Climate

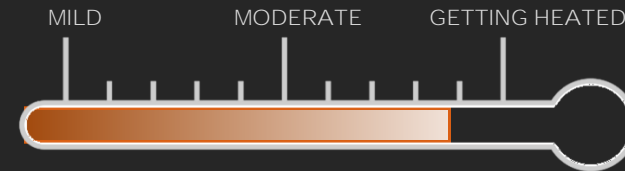


FOG/HAZEY



MOSTLY CLOUDY/PART SUN

Political Temperature



News Headlines

US household spending remain strong during the month.

US CPI rose to 7.5%, at the highest pace since the 1980s.

US imposed strong sanctions on Russia following their invasion.





What is going on across the globe

2022/02/28



- SOUTH AFRICA
- AMERICA
- EUROPE
- ASIA

Economic Climate

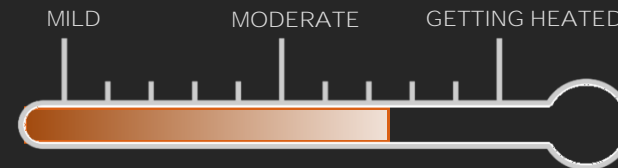


CHANCE RAIN



MOSTLY CLOUDY/PART SUN

Political Temperature



News Headlines

Economic growth and inflation outlook decreased during February.
 Germany aims to be less dependent from Russian energy.
 The EU and individual European countries have places sanctions on Russia.



What is going on across the globe

2022/02/28



SOUTH AFRICA

AMERICA

EUROPE

ASIA

Economic Climate

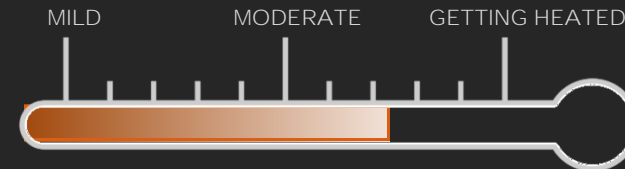


CHANCE RAIN



MOSTLY SUN/PART CLOUDY

Political Temperature



News Headlines

China set growth target at 5.5% for 2022.

Chinese policy easing may follow in next few months.

Chinese stocks decline due to Russia's invasion.



What is going on across the globe

2022/02/28

Geo-Economic Climate



CHANCE RAIN

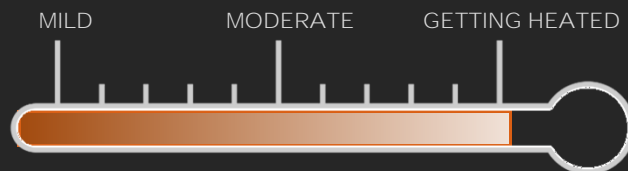


MOSTLY
CLOUDY/PART SUN

Outlook

Global macro and geo-political risks are high at a time when US equity valuations appear elevated. The earnings growth outlook has deteriorated but remain positive. Rising bond yields, higher corporate costs and a softer growth outlook combined with geo-political tension will keep volatility elevated.

Geo -Political Temperature





Fairtree Funds

2022/02/28

LONG ONLY

PORTFOLIOS

HEDGE FUNDS

COMBINATIONS

FUND NAME	1 MONTH	YTD	1 YEAR	3 YEARS	5 YEARS
Growth Funds					
Fairtree Equity Prescient A1	6.12	7.69	18.26	19.60	15.31
Fairtree Select Equity Prescient A1	7.44	5.82	19.49	16.25	-N/A
Fairtree Balanced Prescient A1	2.50	2.30	11.90	16.24	12.64
Multi - Managed Funds					
Fairtree Invest Strategic Fac Prscnt A1	2.14	1.23	16.17	-N/A	-N/A
Fairtree Flex Balanced Prescient A1	1.73	0.68	12.76	6.80	6.72
Fairtree WW MultiStrat Flex Prescient A1	0.16	-2.99	6.04	7.97	-N/A
Global Funds					
Fairtree Glb RE Prescient Feeder Fd A1	-2.59	-10.44	13.78	9.24	-N/A
Fairtree Global Emerging Mkts Prscnt A1	-7.62	-11.34	-15.06	-N/A	-N/A
Fairtree Global Equity Prescient A1	-2.31	-9.76	14.76	17.37	15.11
Income Funds					
Fairtree Flex Income Plus Prescient A1	0.41	0.52	6.31	7.11	8.40
Fairtree ALBI Plus Prescient A1	0.50	0.59	8.31	8.05	-N/A
Fairtree Money Market Prescient A1	0.32	0.67	3.84	5.16	-N/A



Fairtree Funds

2022/02/28

LONG ONLY

PORTFOLIOS

HEDGE FUNDS

COMBINATIONS

FUND NAME	1 MONTH	YTD	1 YEAR	3 YEARS	5 YEARS
Pre - Retirement Portfolios					
Fairtree Stable House View	0.65	-0.96	7.21	8.60	8.82
Fairtree Moderate House View	1.42	-0.48	8.68	9.98	9.83
Fairtree Balanced House View	2.93	0.48	12.15	12.35	11.83
Post - Retirement Illustration					
Fairtree Post - Retirement Illustration	2.17	-0.16	11.22	11.82	11.66



Fairtree Funds

2022/01/31

LONG ONLY

PORTFOLIOS

HEDGE FUNDS

COMBINATIONS

FUND NAME	1 MONTH	YTD	1 YEAR	3 YEARS	5 YEARS
SNN Qualified Hedge Fund					
Fairtree Assegai Equity Long Short	2.98	2.98	21.02	26.85	20.60
Fairtree Wild Fig Mul Strategy	1.36	1.36	25.34	22.73	16.29
Fairtree Woodland Mul Strategy	1.36	1.36	11.17	15.91	12.43
Retail Hedge Fund					
Fairtree Fixed Income SNN	-2.23	-2.23	10.47	7.60	7.88
Fairtree Proton RCIS	0.53	0.53	5.20	7.66	8.82
Portfolios					
Fairtree Growth Hedge Fund of Funds	1.50	1.50	20.22	20.99	16.03



Fairtree Funds

2022/01/31

LONG ONLY

PORTFOLIOS

HEDGE FUNDS

COMBINATIONS

We are one of the first in South Africa to blend traditional asset classes together with alternative asset classes inside a single portfolio. These portfolios give our investors an additional level of diversification, as well as greater long-term investment growth.

FUND NAME	1 MONTH	YTD	1 YEAR	3 YEARS	5 YEARS
Pre - Retirement Portfolios					
Fairtree Stable Houseview (7.5% HF)	-1.29	-1.29	8.51	10.11	9.21
Fairtree Moderate Houseview (7.5% HF)	-1.53	-1.53	9.73	11.29	9.93
Fairtree Balanced Houseview (7.5% HF)	-1.99	-1.99	11.28	13.25	11.48
Post - Retirement Portfolios					
Fairtree Post-Retirement Illustration (15% HF)	-1.31	-1.31	9.28	10.62	9.95



Market Commentary

2022/02/28

SOUTH AFRICA

Economic data from South Africa has come out more positive than what markets expected. Household consumption remained strong during the month of February, despite increasing interest rates, a high unemployment rate and increasing inflation. The South African Terms of Trade benefitted from increased commodity demand and higher prices during the past month. Increasing pressure on inflation continued throughout February, but remains well anchored and it is expected that the South African Reserve Bank will continue to increase interest rates at a gradual pace. Finance minister, Enoch Godongwana, has announced a peak in debt to GDP at around 75% and a primary budget surplus in 2023/2024.

AMERICA

Economic data from the US has improved, due to decreasing Omicron infections. US household spending remain strong during the month of February, despite deteriorating consumer confidence. Rising food and fuel prices are the main deteriorates of US consumer confidence as US CPI rose to 7.5%, the fastest pace since the 1980s. The jobs market in the US continued to improve during February, as employment opportunities continue to be greater than unemployed workers. The strong balance sheets of US consumers still play a significant role to why the US economy remain resilient to rising interest rates and higher inflation. The US imposed strong sanctions on Russia, following their invasion of Ukraine, causing stocks to fall as investors processed the impact of the invasion.

EUROPE

The economic growth and inflation outlook have deteriorated during the month of February. Increasing energy prices may continue to slowdown household demand and production capacity, while adding pressure to inflation in Europe. Central bank and fiscal policy remain highly uncertain following Russia's invasion of Ukraine. The crisis in Ukraine may make it less likely for the European Central Bank (ECB) to tighten monetary policy at this stage. Germany has indicated that they will aim to become less dependent on energy supplies from Russia. Germany has also increased their defence to 2% of their GDP. The European Union (EU), as well as individual European countries, have placed sanctions on Russia due to the unfolding crisis in Ukraine.

ASIA

Chinese authorities have surprised the market in February by announcing a growth target of 5.5% for 2022. Authorities have also indicated that more policy easing may follow in the coming months. China has announced that they are targeting CPI of around 3%, a budget deficit of around 2.8% and increasing their defence spending by 7.1%. Rapid regulatory changes during 2021 have hit several sectors in China, but economists predict fewer changes in the coming months. Stocks in China have also declined following the Russian invasion of Ukraine and European countries and the US imposing sanctions on Russia.