

Fairtree Money Market Prescient Fund

Minimum Disclosure Document - Class A1

30 November 2019

FUND PROFILE

The Fairtree Money Market Prescient Fund is an actively managed interest-bearing money market fund. The fund complies with Regulation 28 and is therefore suitable for retirement savings.

INVESTMENT OBJECTIVE

The fund aims to maximize current income while preserving capital and providing daily liquidity to investors by investing in high quality short-term money market instruments. It is suitable for investors who are seeking an alternative to bank deposits and is looking for high liquidity while capital preservation remains the key return objective. The fund can be used as a short term vehicle for cash.

INVESTMENT POLICY

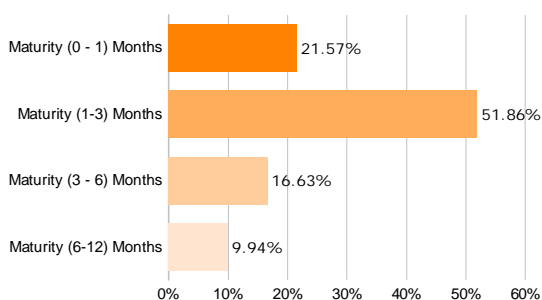
The fund invests in high quality South African money market instruments with a maturity of less than 13 months. Investments may include money market instruments issued by banks, corporates and the Republic of South Africa. The fund has a limit of 120 days on the average maturity of its investments and has a maximum weighted duration of 90 days. The fund's benchmark is the STeFI Call Deposit Index and is managed within the statutory limits that govern retirement funds (Regulation 28).

HISTORICAL PERFORMANCE SINCE INCEPTION

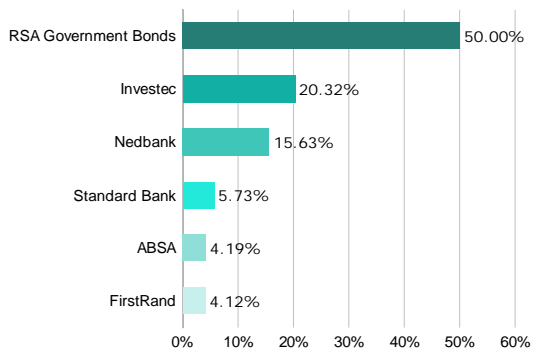
Performance of this fund will not be disclosed due to the fact that the fund is in existence for less than twelve months.

MATURITY PROFILE

INTEREST BEARING ALLOCATION (%)



EXPOSURE BY ISSUER



FUND INFORMATION

Portfolio Manager

Jacobus Lacoek	B Comm (Financial Economics) CFA Joined Fairtree in 2011
Ian Millard	B Comm Joined Fairtree in 2010
Inception Date:	7 March 2019
Fund size (in Millions):	R 336.31
NAV Price:	R 1.00
Number of Units:	
ISIN Number:	ZAE000268637
JSE Code:	FTMFA1
Domicile:	South Africa
Fund Structure:	CISCA (Unit Trust)
Fund Category:	South Africa - Interest Bearing - Money Market
Benchmark:	STeFI Call Deposit Index
Regulation 28 Compliant:	Yes
Monthly Yield at month end:	0.07142
Fund duration (days):	81
Fund weighted average maturity (days):	84

Cost Ratios (incl. VAT)

Total Expense Ratio (TER%):	Please note the Total Expense Ratio and Transaction Costs cannot be determined accurately because of the short life span of the Financial Product and the funds TER will be available after one year.
Transactions Costs Ratio (TC%):	
* Total Investment Charges (TIC%):	

Fees

Initial Fee - Adviser:	0% - 3.45% (incl. VAT)
Annual Base Fee:	0.20% (excl. VAT)
Performance fee (uncapped):	N/A

Minimum investment amounts

Minimum lump sum per investor account:	R 10 000
Minimum debit order:	R 500

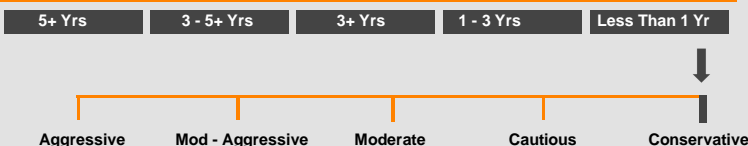
Please see Disclosures and Glossary section for further information on Cost Ratios

Income Distribution: (cents per unit)

31 March 2019 - 0.48 cpu
30 April 2019 - 0.60 cpu
31 May 2019 - 0.62 cpu
30 June 2019 - 0.55 cpu
31 July 2019 - 0.61 cpu
31 August 2019 - 0.61 cpu
30 September 2019 - 0.55 cpu
31 October 2019 - 0.59 cpu
30 November 2019 - 0.59 cpu

Declaration:	Monthly
Payment:	Monthly at the end of each month
Valuation time of fund:	12H00 daily
Transaction cut-off time:	10H00 am

RISK PROFILE



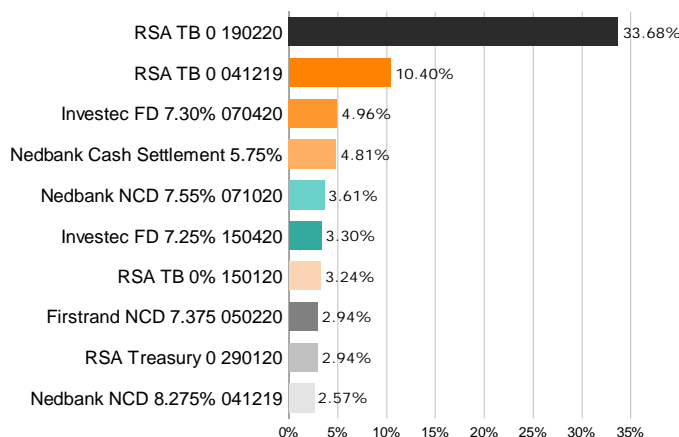
Risk Level: Conservative

The Fund will mainly invest in high quality, South African money market instruments issued by the government, state owned entities, corporates and banks. Capital losses are unlikely but will be borne by the Fund and its investors if they do occur.

GLOSSARY

Annualised performance	Annualised performance show longer term performance rescaled to a 1 year period. Annualised performance is the average return per year over the period. Actual annual figures are available to the investor on request.
Highest & Lowest return	The highest and lowest returns for any 1 year over the period since inception have been shown.
NAV	The net asset value represents the assets of a Fund less its liabilities.
Alpha	Denoted the outperformance of the fund over the benchmark.
Sharpe Ratio	The Sharpe ratio is used to indicate the excess return the portfolio delivers over the risk free rate per unit of risk adopted by the fund.
Sortino Ratio	The Sortino Ratio is used to measure the risk-adjusted return of the fund.
Standard Deviation	The deviation of the return stream relative to its own average.
Max Drawdown	The maximum peak to trough loss suffered by the Fund since inception.
Max Gain	Largest increase in any single month.
% Positive Month	The percentage of months since inception where the Fund has delivered positive return.
Average Duration	The weighted average duration of all the underlying interest bearing instruments in the Fund.
Average Credit quality	The weighted average credit quality of all the underlying interest bearing instruments in the Fund (internally calculated).
Dividend Yield	The weighted average dividend yield of all the underlying equity in the Fund. The dividend yield of each company is the dividends per share divided by the price.
PE Ratio	The weighted average price earnings ratio of all the underlying equity in the Fund. The price earnings ratio of each company is the price divided by the earnings per share.
High Water Mark	The highest level of performance achieved over a specified period.
Total Expense Ratio (TER%)	The Total Expense Ratio (TER) is the percentage of the net asset value of the class of the Financial Product incurred as expenses relating to the administration of the Financial Product.
Performance fee incl. in TER (%) PF (%)	The Performance Fee is a payment made to the Fund Manager for generating positive returns, and is generally calculated as a percentage of investment profits, often both realized and unrealized.
Transactions Costs (TC%)	The Transaction Costs (TC) is the percentage of the net asset value of the Financial Product incurred as costs relating to the buying and selling of the assets underlying the Financial Product.
Total Investment Charges (TIC%) = TER (%) + TC (%)	The Total Investment Charges (TIC), the TER + the TC, is the percentage of the net asset value of the class of the Financial Product incurred as costs relating to the investment of the Financial Product. It should be noted that a TIC is the sum of two calculated ratios (TER+TC).

TOP 10 HOLDINGS



SPECIFIC RISK

- Default risk:** The risk that the issuers of fixed income instruments (e.g. bonds) may not be able to meet interest payments nor repay the money they have borrowed. The issuers credit quality is vital. The worse the credit quality, the greater the risk of default and therefore investment loss.
- Derivatives risk:** The use of derivatives could increase overall risk by magnifying the effect of both gains and losses in a Fund. As such, large changes in value and potentially large financial losses could result.
- Developing Market (excluding SA) risk:** Some of the countries invested in may have less developed legal, political, economic and/or other systems. These markets carry a higher risk of financial loss than those in countries generally regarded as being more developed.
- Foreign Investment risk:** Foreign securities investments may be subject to risks pertaining to overseas jurisdictions and markets, including (but not limited to) local liquidity, macroeconomic, political, tax, settlement risks and currency fluctuations.
- Interest rate risk:** The value of fixed income investments (e.g. bonds) tends to be inversely related to interest and inflation rates. Hence their value decreases when interest rates and/or inflation rises.
- Property risk:** Investments in real estate securities can carry the same risks as investing directly in real estate itself. Real estate prices move in response to a variety of factors, including local, regional and national economic and political conditions, interest rates and tax considerations.
- Currency exchange risk:** Changes in the relative values of individual currencies may adversely affect the value of investments and any related income.
- Geographic / Sector risk:** For investments primarily concentrated in specific countries, geographical regions and/or industry sectors, their resulting value may decrease whilst portfolios more broadly invested might grow.
- Derivative counterparty risk:** A counterparty to a derivative transaction may experience a breakdown in meeting its obligations thereby leading to financial loss.
- Liquidity risk:** If there are insufficient buyers or sellers of particular investments, the result may lead to delays in trading and being able to make settlements, and/or large fluctuations in value. This may lead to larger financial losses than expected.
- Equity investment risk:** Value of equities (e.g. shares) and equity-related investments may vary according to company profits and future prospects as well as more general market factors. In the event of a company default (e.g. bankruptcy), the owners of their equity rank last in terms of any financial payment from that company.

DISCLAIMER

Management Company: Prescient Management Company (RF) (Pty) Ltd., **Registration number:** 2002/022560/07, **Physical address:** Prescient House, Westlake Business Park, Otto Close, Westlake, 7945 **Postal address:** PO Box 31142, Tokai, 7966. **Telephone number:** +27 800 111 899 **E-mail:** info@prescient.co.za **Website:** www.prescient.co.za

Trustees: Nedbank Trustees, Nedbank Investor Services, **Physical address:** 2nd Floor, 16 Constantia Boulevard, Constantia Kloof, Roodepoort, 1709. **Telephone number:** +27 11 534 6557 **Website:** www.nedbank.co.za

Investment Manager: Fairtree Asset Management (Pty) Ltd, **Registration number:** 2004/033269/07 is an authorised Financial Services Provider (FSP25917) under the Financial Advisory and Intermediary Services Act (No.37 of 2002), to act in the capacity as investment manager. This information is not advice, as defined in the Financial Advisory and Intermediary Services Act (No.37 of 2002). Please be advised that there may be representatives acting under supervision. **Physical address:** Willowbridge Place, Cnr. Carl Cronje and Old Oak Road, Bellville, 7530. **Postal address:** PO Box 4124, Tygervalley, 7536. **Telephone number:** +27 86 176 0760 **Website:** www.fairtree.com.

Collective Investment Schemes in Securities (CIS) should be considered as medium to long-term investments. The value may go up as well as down and past performance is not necessarily a guide to future performance. CIS's are traded at the ruling price and can engage in scrip lending and borrowing. The collective investment scheme may borrow up to 10% of the market value of the portfolio to bridge insufficient liquidity. A schedule of fees, charges and maximum commissions is available on request from the Manager. There is no guarantee in respect of capital or returns in a portfolio. A CIS may be closed to new investors in order for it to be managed more efficiently in accordance with its mandate.

CIS prices are calculated on a net asset basis, which is the total value of all the assets in the portfolio including any income accruals and less any permissible deductions (brokerage, STT, VAT, auditor's fees, bank charges, trustee and custodian fees and the annual management fee) from the portfolio divided by the number of participatory interests (units) in issue. Forward pricing is used. The Fund's Total Expense Ratio (TER) reflects the percentage of the average Net Asset Value (NAV) of the portfolio that was incurred as charges, levies and fees related to the management of the portfolio. A higher TER does not necessarily imply a poor return, nor does a low TER imply a good return. The current TER cannot be regarded as an indication of future TER's. During the phase in period TER's do not include information gathered over a full year. Transaction Costs (TC) is the percentage of the value of the Fund incurred as costs relating to the buying and selling of the Fund's underlying assets. Transaction costs are a necessary cost in administering the Fund and impacts Fund returns. It should not be considered in isolation as returns may be impacted by many other factors over time including market returns, the type of Fund, investment decisions of the investment manager and the TER.

The Manager retains full legal responsibility for any third-party-named portfolio. Where foreign securities are included in a portfolio there may be potential constraints on liquidity and the repatriation of funds, macro-economic risks, political risks, foreign exchange risks, tax risks, settlement risks; and potential limitations on the availability of market information. The investor acknowledges the inherent risk associated with the selected investments and that there are no guarantees. Please note that all documents, notifications of deposit, investment, redemption and switch applications must be received by Prescient by or before 13:00 (SA), to be transacted at the net asset value price for that day. Where all required documentation is not received before the stated cut off time Prescient shall not be obliged to transact at the net asset value price as agreed to. Funds are priced at either 3pm or 5pm depending on the nature of the Fund. Prices are published daily and are available on the Prescient website.

This portfolio operates as a white label fund under the Prescient Unit Trust Scheme, which is governed by the Collective Investment Schemes Control Act.

Performance has been calculated using net NAV to NAV numbers with income reinvested. The performance for each period shown reflects the return for investors who have been fully invested for that period. Individual investor performance may differ as a result of initial fees, the actual investment date, the date of reinvestments and dividend withholding tax. Full performance calculations are available from the manager on request.

A Money Market portfolio is not a bank deposit account and the price is targeted at a constant value. The total return is made up of interest received and any gain or loss made on any particular instrument; and in most cases the return will have the effect of increasing or decreasing the daily yield, but in the case of abnormal losses it can have the effect of reducing the capital value of the portfolio. The yield is calculated as a weighted average yield of each underlying instrument in the portfolio. Excessive withdrawals from the portfolio may place the portfolio under liquidity pressures and a process of ring-fencing of withdrawal instructions and managed pay-outs over time may be followed.

For any additional information such as fund prices, brochures and application forms please go to www.fairtree.com

Contact details

Client Services
+27 86 176 0760
e-mail: clientservices@fairtree.com